



**PROJECT:** \_\_\_\_\_  
**LOCATION:** \_\_\_\_\_  
**APPROVE BY:** \_\_\_\_\_ **DATE:** \_\_\_\_\_

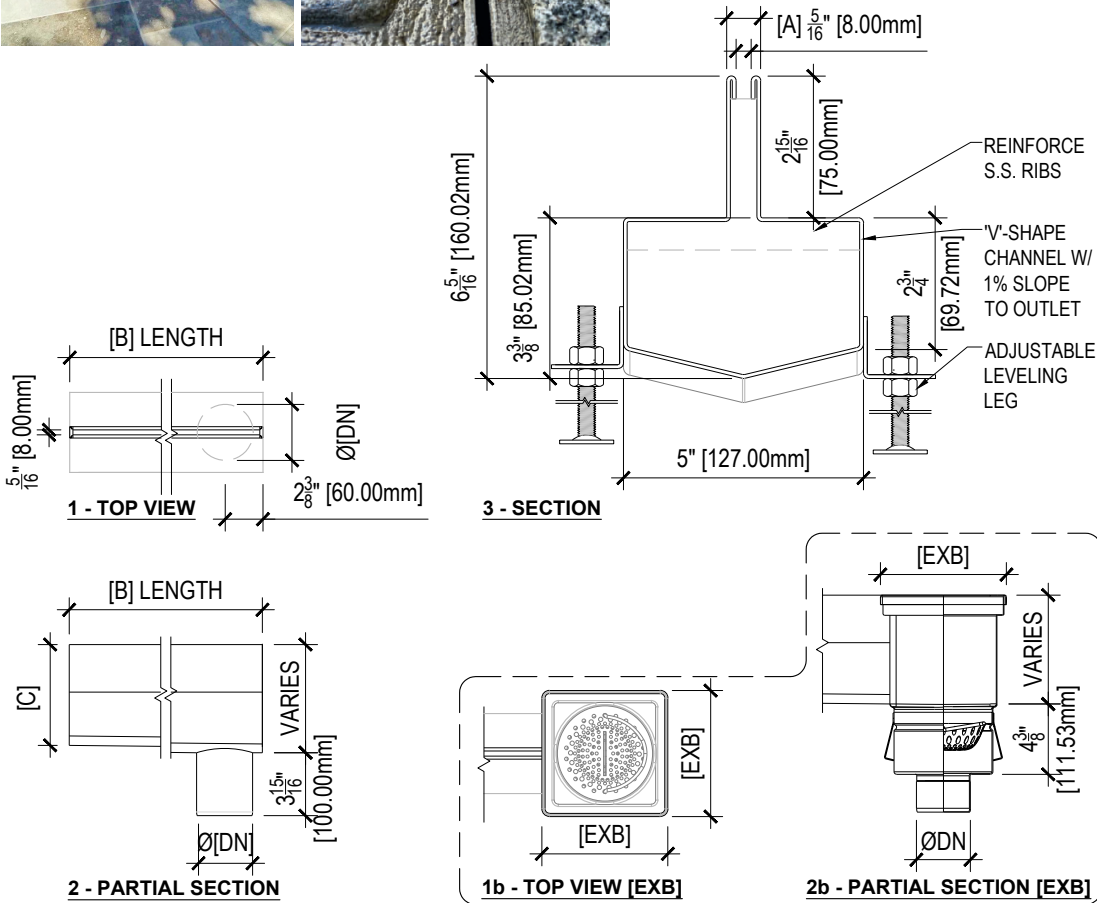
**DESCRIPTION:** **PRODUCT ATTRIBUTES:**

5/16" [8MM] WIDE CENTERED SLOT  
 OPENING WITH V-SHAPE BOTTOM  
 CHANNEL, FOLDED EDGE; 1%  
 PRE-SLOPE; VERTICAL OUTLET;  
 MATERIAL STAINLESS STEEL AISI304,  
 PASSIVATED FINISH.

**APPLICATION:** Residential & Commerical  
**MATERIAL:** Stainless Steel  
**MATERIAL SPEC:** AISI304, 14GA [2mm]  
**FINISH:** Passivated  
**BODY TYPE:** 'MV' Slot Channel  
**BODY SIZE:** BODY SIZE:  
**SLOPE:** 1%  
**OUTLET TYPE:** Horizontal or Vertical

1 1/16" [18.00mm]

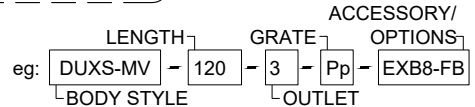
**QUANTITY:** \_\_\_\_\_



**ACCESSORIES [\*]:**

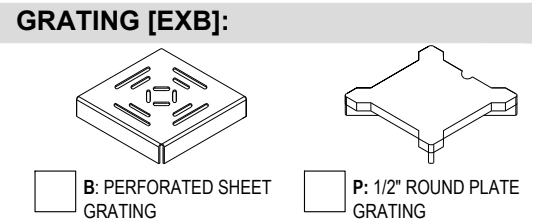
- FB:** FILTER BASKET
- SB:** SEDIMENT BASKET
- VPG:** GRATE LOCKING SCREWS
- EXB8:** 8"X8" CLEANOUT EXTENSION BOX
- EXB12:** 12"X12" CLEANOUT EXTENSION BOX
- SOR** \_\_\_\_\_": SINGLE (R)IGHT OFFSET OUTLET- \_\_\_\_\_" FOR OUTSIDE EDGE OF CHANNEL [EXB- ONLY]
- SOL** \_\_\_\_\_": SINGLE (L)EFT OFFSET OUTLET- \_\_\_\_\_" FOR OUTSIDE EDGE OF CHANNEL [EXB- ONLY]
- DOR** \_\_\_\_\_" **L** \_\_\_\_\_": DUAL OFFSET OUTLET- R \_\_\_\_\_" FOR (R)IGHT OUTSIDE EDGE & L \_\_\_\_\_" FOR (L)EFT OUTSIDE EDGE CHANNEL [EXB- ONLY]
- 1/2:** 1/2" [12mm] SLOT OPENING (7/8" [22mm] TOP)
- 316L:** AISI316L STAINLESS STEEL

MODEL SPECIFICATION: DUXS-MV- \_\_\_\_\_ - \_\_\_\_\_ \*

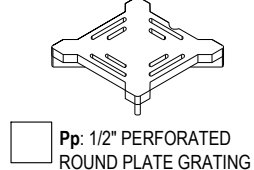


MODEL ID:	OUTLET LOCATION				
	WIDTH [A]	LENGTH [B]	DEPTH [C]	LOCATION [E1]	LOCATION [E2]
<input type="checkbox"/> DUXS-MV	5/16" [8.0]		6 5/16" [160.0]		

- OUTLET SIZE [DN]:**
- 2:** 2-3/8" [60.0mm] O.D. OF PIPE
  - 3:** 3-1/2" [89.9mm] O.D. OF PIPE
  - 4:** 4-1/2" [114.3mm] O.D. OF PIPE



- OUTLET LOCATION:**
- RIGHT END
  - CENTER
  - LEFT END
  - OFFSET (SOR, SOL & DOR/L)



\*\* Refer to custom order form for custom layouts and configurations - Coordinate with sale rep for the lead times\*\*

\*\*\*Finished dimensions are subject to manufacturing tolerances and changes without notice\*\*\*

